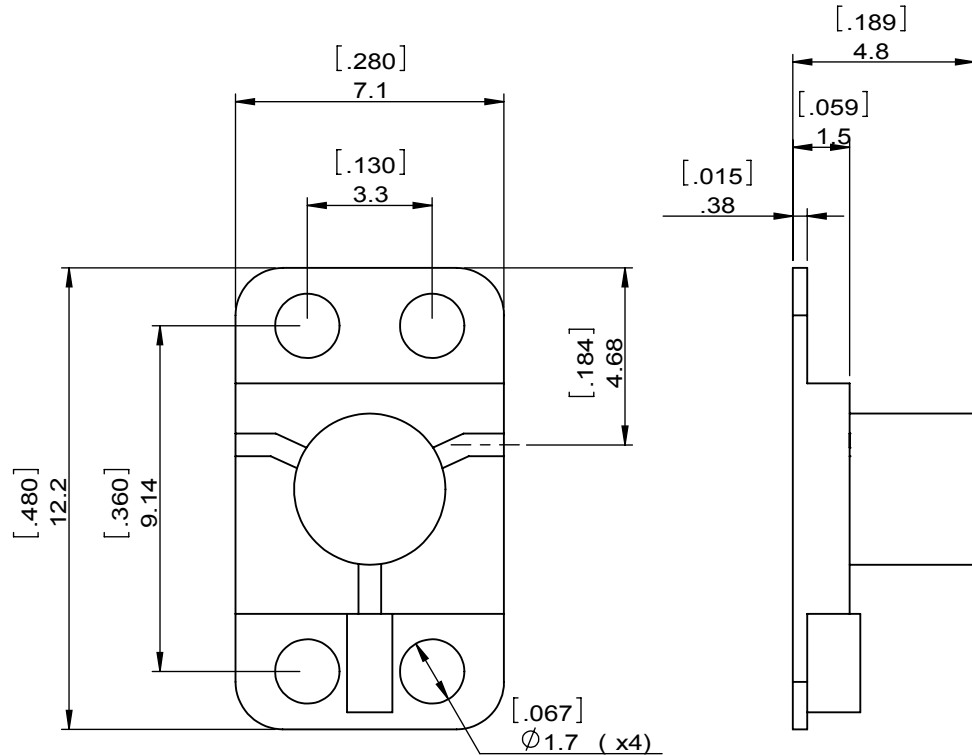




1		2		3		4		5		6	
Document No.		QR4-700-T-003		REV.		DESCRIPTION		REVISOR		DATE	
REV.		A/0		0				ZC.Wu		11.08.2016	
										APPROVED	
										David	



SPECIFICATIONS	
Part's Number	4IMS22-7
Frequency(GHz)	21.20-23.60
Direction	CW
Insertion Loss(dB)MAX	0.9
Isolation(dB)MIN	20
Return Loss(dB)MIN	16.54
3rd IMD(dBc)MAX	
Power FWD/REV/PK(Watt)	2/1/-
Operating Temperature(°C)	-30~+70
Storage Temperature(°C)	
2nd/3rd Harmonic(dBc)	
Termination/Attenuator(Watt/dB)	1
Tab(W×LG×THK)(mm[Inch])	
Additional Notes	GWB

 DORADO Millimeter Corp				
MATERIAL:		DWG NO:		
		4IMS22-7		
SURFACE TREATMENT:		DWG BY:		SCALE
		ZC.Wu		11.08.2016
DESCRIPTION:		CHK'D BY:		5:1
MICROSTRIP ISOLATOR		APPV'D BY:		
		Unit:		The First:
		mm[inch]		
		Tolerance:		
		Liner: ±0.25 Anguar: ±0.5°		
				A4



This document is the property of DORADO Millimeter Corp
It cannot be copied, duplicated, used for manufacturing purposes
or communicated to third party as a whole or partly,
without the written consent of DORADO Millimeter Corp.